
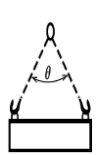
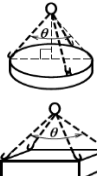

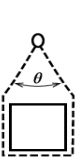

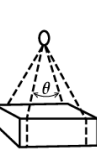

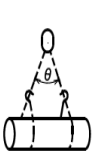



キトーチェンスリング

吊り方とW.L.L(使用荷重)一覧表

吊り方	カナグ掛け			じか巻掛け																				
				バケツ吊												チョーク吊								
																								
1本吊	2本吊			3本、4本吊			2本吊						4本吊						1本吊	2本吊			2本でチョーク	
吊角度 θ	—	60°	90°	120°	60°	90°	120°	60°	90°	120°	60°	90°	120°	60°	90°	120°	60°	90°	120°	—	60°	90°	120°	—
チェーン線径 (mm)	使用荷重																							
6.0	1.1	1.7	1.5	1.1	2.4	2.1	1.5	1.7	1.5	1.1	1.2	1.1	0.7	2.4	2.1	1.5	1.8	1.5	1.1	0.7	1.2	1.1	0.7	1.1
7.0	1.5	2.4	2.1	1.5	3.2	2.8	2.0	2.4	2.1	1.5	1.6	1.5	1.0	3.2	2.8	2.0	2.5	2.1	1.5	1.0	1.6	1.5	1.0	1.5
8.0	2.0	3.2	2.8	2.0	5.0	4.0	2.8	3.2	2.8	2.0	2.2	2.0	1.4	5.0	4.0	2.8	3.6	2.8	2.0	1.4	2.2	2.0	1.4	2.0
10.0	3.2	5.1	4.5	3.2	8.0	6.4	4.5	5.1	4.5	3.2	3.6	3.2	2.2	8.0	6.4	4.5	5.6	4.5	3.2	2.2	3.6	3.2	2.2	3.2
13.0	5.2	8.0	7.3	5.2	12.5	10.4	7.3	8.0	7.3	5.2	5.7	5.2	3.6	12.5	10.4	7.3	9.0	7.3	5.2	3.6	5.7	5.2	3.6	5.2
16.0	8.0	12.5	11.2	8.0	20.0	16.0	11.2	12.5	11.2	8.0	9.0	8.0	5.6	20.0	16.0	11.2	14.0	11.2	8.0	5.6	9.0	8.0	5.6	8.0
20.0	12.5	20.0	18.0	12.5	32.0	25.0	18.0	20.0	18.0	12.5	14.0	12.5	9.0	32.0	25.0	18.0	22.4	18.0	12.5	9.0	14.0	12.5	9.0	12.5